



5. Put the bottle together again. Hang a number of these in each tree when the fruits are beginning to form. The fruit flies are attracted by the smell and find their way in, and are not able to find their way out.

Replace the mixture every week.




If nothing is done the problem gets worse from year to year. There is no way of attacking the fruit flies already in the fruit.



FRUIT FLY TRAP

(*Ceratitis capitata*)



Fruit flies are small flies that often attack ripe fruit in wetter areas. They attack the ripening fruits of guava, mango and all types of citrus. Infested fruits can be recognised by small dark spots on the fruit skins that are surrounded by bright yellow areas. The fruit turn yellow or orange before the normal time, and may fall from the trees before they are ripe.

Life History. The female lays the eggs under the surface of the fruit skin. The larvae develop in the fruit and gradually destroy them - usually in association with bacteria and fungi. The larvae, when fully grown, leave the fruits and pupate in the soil. Heavy clay is unfavourable for the pupae so most fruit flies are found in areas with sandy soil. In such areas the number of fruit flies can build up from one year to the next.

CONTROL OF FRUIT FLIES.

It is particularly important in areas where fruit flies are a problem to control aphids, scale and mealybugs, because the honeydew attracts fruit flies.

All overripe fruits with signs of fruit fly attack should be picked and destroyed at once, and all those that have fallen to the ground should be collected. This stops the pupae entering the soil so prevents the fruit flies from building up for the next year.


Generally all fruits in infested gardens should be harvested as soon as possible so that nothing remains on the trees or on the ground after the end of the picking season.

In areas where you have fruit flies, dig a pit away from the fruit garden so that all infested fruit can be put in it and not left lying around. Or better still burn the fruits.


FRUIT FLY TRAP

A simple and safe fruit fly trap can be made from a plastic bottle.

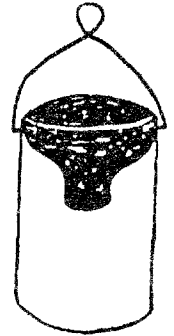
1. Cut the top off the bottle as in the diagram.



2. Glue a small piece of mosquito netting or nylon stocking over the mouth of the bottle. Use a hot wire to make a small hole about 2 mm in this. Paint the top black using paint or a permanent marker.



3. Turn the top over and put it inside the bottom part. Use a hot wire to make holes for the handle as shown.



4. Take the trap apart to fill it with the bait. Add a mixture of water, $\frac{1}{2}$ teaspoon of maize meal, a pinch of sugar, a pinch of yeast and pieces of old or unused fruit.

